

# HELLO OSAKA TRIP



## Osaka Area Guide: Enjoy Umeda, Namba, and Shinsekai!

A Guide to Fully Enjoying the Charms of Osaka.

Check out the must-visit spots in Umeda, Namba, and Shinsekai, and make the most of your trip!

Osaka's Top **3** Area Travel Guide

Let's Enjoy the Trip!



Umeda Area



Namba Area



Shinsekai Area



It's tade  
イッタデー  
— It is that day! —

If you're visiting Osaka, these are the must-see areas! We'll introduce the Umeda, Namba, and Shinsekai areas, along with some hidden gems. If you're unsure where to go, be sure to use this as a guide!



# Umeda Area

GRAND FRONT OSAKA



1 Enjoy breakfast at a stylish café.

A modern complex where commerce and culture meet. Enjoy a stylish breakfast at one of the many cafés.

**RECOMMENDED** OHANABATAKE (Hot Sandwich Café)  
Umekita Square B1F



A popular hot sandwich specialty shop known for being "delicious, stylish, and hearty!"  
The morning set is highly recommended!

2 A breathtaking spot with a panoramic view of Osaka's cityscape.



A futuristic skyscraper with a panoramic view from the Sky Garden and a nostalgic Showa-era dining area.

UMEDA SKY BUILDING



**RECOMMENDED** Taki-mi Kouji (Showa-era retro dining street)  
Umeda Sky Building 1F-B1F

*delicious!*

A retro Showa-era dining street. Perfect for lunch after enjoying the Sky Garden!



Scan the QR code for recommended sightseeing info!



HEP FIVE




3 A symbol of the area – the stylish Ferris wheel, a landmark of Umeda.

A popular spot where you can enjoy shopping, dining, and entertainment, symbolized by the red Ferris wheel.

**RECOMMENDED** Red Ferris Wheel (Panoramic view of Osaka)  
HEP FIVE 7F

Enjoy a different kind of skywalk with a 360° panoramic view. The night view is especially stunning with its sparkling lights.



## Umeda Fun Facts



The name "Umeda" has been used since the Edo period!  
It comes from the area having many plum trees.  
The famous "Umeda Dungeon," known for getting people lost, is actually Japan's first underground shopping street!  
Even if you get lost, you can enjoy delicious izakayas, cafés, and shopping along the way.  
It's easy to reach the landmarks of Umeda, so make sure to conquer the "Umeda Dungeon"!



# Namba Area



551's Nikuman



Takoyaki



Rikuro Ojisan's Cheesecake



DOU  
TON  
BORI



## 1 Food walk in Dotonbori!

A must-visit spot to experience the vibrant energy and atmosphere of Osaka!

RECOMMENDED

Indulge in delicious gourmet food!

Namba Station Area – Dotonbori



UUM!

Osaka's soul food like takoyaki, 551's nikuman, Rikuro Ojisan's cheesecake, and many other delicious treats await! Enjoy the food-filled streets from morning to afternoon!

## 2 Shopping at Shinsaibashi Shopping Street



A 600-meter-long covered shopping street. It features a variety of stores, including fashion, accessories, and food, making it a popular shopping spot for tourists.

SHIN  
SAI  
BASHI



RECOMMENDED

Shinsaibashi PARCO  
B2F~7F



Enjoy fashion, gourmet food, and Japanese pop culture! There are many shops, including the Ghibli Dondori Republic, Sanrio's Kiddy Land, and the very popular Chiikawa Land. On the 7th floor, you'll find the globally loved MUJI store!

A bit of a walk, but "Namiyoshian" s Mitarashi Dango is a must-try!



MINAMI  
AREA



## 3 End your day with a meal at an izakaya!




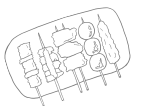
The Namba to Shinsaibashi area is filled with izakayas! After a long day of walking, wrap up your night in Minami with delicious food, drinks, and a relaxing atmosphere!

RECOMMENDED

Savor yakitori, sashimi, oden, and more!

The entire Minami area.

Minami is full of casual izakayas serving delicious Japanese food! Ask locals for recommendations if you're unsure, and enjoy a variety of drinks like sake, shochu, and beer, all at great prices. Perfect for families and groups!



## Namba Fun Facts

The name "Namba" comes from "Naniwa Palace," Japan's capital 1,350 years ago. The ruins are still visible today, perfect for history buffs! The famous Glico sign in Dotonbori changes occasionally, and its background switches daily, featuring locations from around Japan and the world. If you catch it, be sure to take a photo!






# Shinsekai Area




SIN  
SEKAI  
CAFE



1 Enjoy a classic breakfast at a retro-style café.

Plenty of retro-style cafés with a Showa-era vibe!  
Take a relaxing break before sightseeing.

**RECOMMENDED** Café Tsutenkaku  
Near Tsutenkaku.



A stylish retro café near Tsutenkaku.  
Opens at 8 AM, perfect for a relaxing morning!



2 Osaka's iconic landmark!  
Take in the view of the old town  
from the observatory.



A 103m observatory in the heart of Shinsekai.  
It features the Billiken statue,  
said to bring happiness when touched!  
With attractions to enjoy, it's a popular spot for fun.

TSU  
TEN  
KAKU



Scan Me!



**RECOMMENDED** Dive&Walk  
Tsutenkaku R3F (3rd floor)



Here are recommended sightseeing spots around Shinsekai.



Tsutenkaku's new attraction!  
Experience the "Walk," where you walk around the rooftop observatory with a harness, and the "Dive," jumping from about 40 meters above the ground!  
It's popular, so advance reservations are recommended.

FOOD  
TOUR

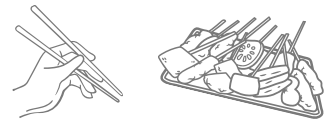


3 Enjoy the old town while food walking!  
Shinsekai Food Tour.



Osaka's delicious treats like baby castella, manju, takoyaki, kushikatsu, okonomiyaki, and doteyaki!  
After enjoying Tsutenkaku, it's time for a food walk!

**RECOMMENDED** Kushikatsu Daruma  
Zoo-mae Branch



Kushikatsu Daruma in Shinsekai is easy to get into!  
With second-floor seating, the wait is short.  
They also have exclusive menu items, making it a must-visit for kushikatsu lovers.



## How to Use Osaka Dialect

### Ookini

It means 'Thank you'!  
Saying it after paying at a shop will make them happy!

### Omoroi

It means 'interesting' or 'fun'!  
Since Osaka is known as the city of laughter, be sure to give it a try!

### Meccha Ee yan

It means "That's great" or "Wonderful"!  
If you find a good spot, try saying it!

